

Excavator attachments

Demolition, recycling and earth-moving.
Experience our Hydraulic Attachment Tools.



A solid choice

Solid Body Breakers are perfect for demolishing light concrete structures and asphalt pavements, both outdoors and indoors, performing earthworks, scaling in underground operations, and cleaning ladles and converters in foundries.

Energy recovery automatically utilizes the piston recoil energy to reduce vibration levels with the simultaneous increase of performance.


Maintenance-free high-pressure accumulator with a **patented diaphragm support** delivers consistent performance and high reliability.

The optional automatic lubrication systems **ContiLube II micro** (SB 52 – 552) and **ContiLube II** (SB 702 – 1102) optimize the lubrication procedure and reduce maintenance and standstills to a minimum.

The integrated **pressure relief valve** protects against overloads.

Floating fit tool bushing with a **patented tool locking system** enables quick and easy on-site replacement.

The unique **Solid Body concept** eliminates common parts to enable high durability and a slim, compact, lightweight design.

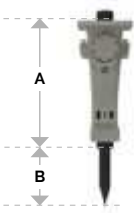


SB range		SB 52	SB 102	SB 152	SB 202	SB 302	SB 452	SB 552	SB 702	SB 1102
Carrier weight class ¹⁾	t	0.7 – 11	11 – 3	1.9 – 4.5	2.5 – 6	4.5 – 9	6.5 – 13	9 – 15	10 – 17	13 – 24
Service weight ²⁾	kg	55	90	140	200	300	440	520	720	1,060
Tool diameter	mm	40	45	50	65	80	95	100	105	120
Max. hydraulic input power	kW	7	9	11	17	20	25	29	34	40
Oil flow rate	l/min	12 – 27	16 – 35	25 – 45	35 – 65	50 – 80	55 – 100	65 – 115	80 – 120	100 – 135
Operating pressure	bar	100 – 150	100 – 150	100 – 150	100 – 150	100 – 150	100 – 150	100 – 150	120 – 170	130 – 180
Impact rate	bpm	750 – 1,700	750 – 2,300	850 – 1,900	850 – 1,800	600 – 1,400	550 – 1,250	650 – 1,150	600 – 1,050	550 – 850
Sound power level guaranteed ³⁾	dB(A)	117	115	114	118	119	122	126	122	123
A	mm	444	571	686	727	807	849	919	1,012	1,166
B	mm	255	265	280	330	400	470	495	520	610

¹⁾ Weights apply to standard carriers only. Any variances must be agreed with Epiroc and/or the carrier manufacturer prior to attachment.

²⁾ Attachment with standard working tool & average-sized adapter plate.

³⁾ EN ISO 3744 in accordance with directive 2000/14/EC



The slim and compact design makes the SB range perfect for working in confined spaces such as inside buildings, along walls or in narrow trenches.



Good vibes only

The Medium Breakers are ideal for concrete and asphalt demolition work, secondary rock breaking and primary rock excavation on construction sites.

The automatic lubrication system **ContiLube II** optimizes the lubrication procedure and reduces maintenance and standstills to a minimum.

The **VibroSilenced Plus** concept with non-metallic suspension of percussion mechanism in the fully-sealed box reduces noise and vibration levels.

Energy recovery automatically utilizes the piston recoil energy to reduce vibration levels and improve performance.

The optional active two-stage sealing system **DustProtector II** extends the service life of components and lowers grease consumption.



The piston stroke length system **AutoControl** automatically adjusts the output balance during operation thus optimizing performance.

Short stroke mode in soft material

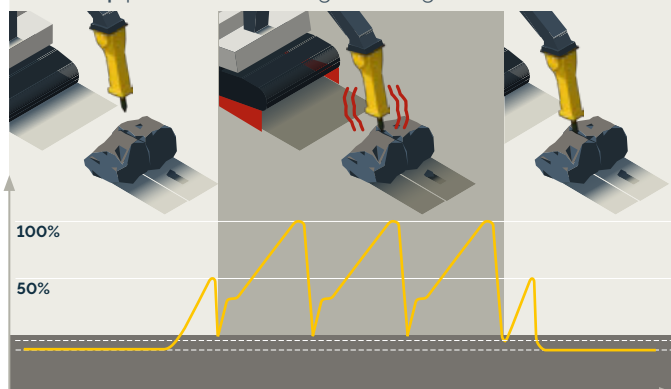
Impact energy  Normal impact energy
Impact rate  High impact rate

Long stroke mode in hard material

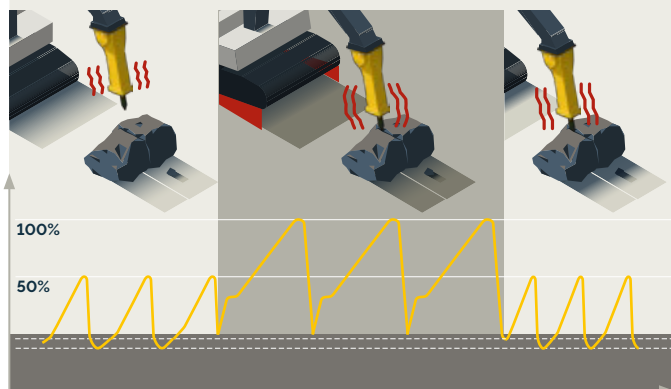
Impact energy  High impact energy
Impact rate  Normal impact rate

The patented **StartSelect** system enables the operator to adjust the start-up & shutdown behaviour depending on ground conditions.

AutoStop prevents blank firing on solid ground.




AutoStart simplifies positioning in unstable ground conditions.



The Medium Breakers are made for a variety of applications, combining efficiency with high performance.

MB range		MB 750	MB 1000	MB 1200	MB 1500	MB 1650
Carrier weight class ¹⁾	t	10 – 17	12 – 21	15 – 26	17 – 29	19 – 32
Service weight ²⁾	kg	750	1,000	1,200	1,500	1,650
Tool diameter	mm	100	110	120	135	140
Max. hydraulic input power	kW	34	39	42	46	51
Oil flow rate	l/min	80 – 120	85 – 130	100 – 140	120 – 155	130 – 170
Operating pressure	bar	140 – 170	160 – 180	160 – 180	160 – 180	160 – 180
Impact rate	bpm	370 – 840	350 – 750	340 – 680	330 – 680	320 – 640
Sound power level guaranteed ³⁾	dB(A)	117	120	120	121	121
Standard version						
A	mm	1,320	1,458	1,494	1,550	1,573
B	mm	510	570	600	635	670
DustProtector II version						
A	mm	1,400	1,548	1,580	1,630	1,673
B	mm	430	480	515	555	570



¹⁾ Weights apply to standard carriers only. Any variances must be agreed with Epiroc and/or the carrier manufacturer prior to attachment.

²⁾ Attachment with standard working tool & average-sized adapter plate.

³⁾ EN ISO 3744 in accordance with directive 2000/14/EC

A breakthrough performance

Our Heavy Breakers are highly adapted for primary blast-free rock excavation and secondary rock breaking on construction sites and in quarries, surface and underground mines as well as primary demolition of massive reinforced concrete structures.

The automatic lubrication system **ContiLube II** optimizes the lubrication procedure and reduces maintenance and standstills to a minimum.

Energy recovery automatically utilizes the piston recoil energy to reduce vibration levels and improve performance.

The **VibroSilenced Plus** concept with non-metallic suspension of percussion mechanism in the fully-sealed box reduces noise and vibration levels.

The optional active two-stage sealing system **DustProtector II** extends the service life of components and lowers grease consumption.



The built-in pressure cut-off valve **PowerAdapt** prevents overloading.

The piston stroke length system **AutoControl** automatically adjusts the output balance during operation thus optimizing performance.

Short stroke mode in soft material

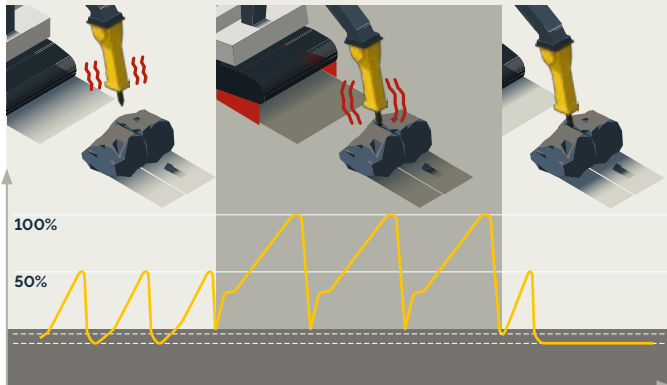
Impact energy  **Normal impact energy**
 Impact rate  **Short impact rate**

Long stroke mode in hard material

Impact energy  **High impact energy**
 Impact rate  **Normal impact rate**

The patented **Intelligent Protection System (IPS)** automatically adjusts the start-up & shutdown behaviour during operation combining easy positioning with maximum blank firing protection.

IPS combines the benefits of both AutoStart and Auto-Stop: easy positioning and blank firing protection.



The robust design and high durability make the Heavy Breakers suitable for the toughest jobs.



HB range		HB 2000	HB 2500	HB 3100	HB 3600	HB 4100	HB 4700	HB 5800	HB 7000	HB 10000
Carrier weight class ¹⁾	t	22 – 38	27 – 46	32 – 52	35 – 63	40 – 70	45 – 80	58 – 100	70 – 120	85 – 140
Service weight ²⁾	kg	2,000	2,500	3,100	3,600	4,100	4,700	5,800	7,000	10,000
Tool diameter	mm	145	155	165	170	180	190	200	210	240
Max. hydraulic input power	kW	57	66	81	90	96	108	117	135	159
Oil flow rate	l/min	150 – 190	170 – 220	210 – 270	240 – 300	250 – 320	260 – 360	310 – 390	360 – 450	450 – 530
Operating pressure	bar	160 – 180	160 – 180	160 – 180	160 – 180	160 – 180	160 – 180	160 – 180	160 – 180	160 – 180
Impact rate	bpm	300 – 625	280 – 580	280 – 560	280 – 560	280 – 550	280 – 540	280 – 480	280 – 450	250 – 380
Sound power level guaranteed ³⁾	dB(A)	120	121	120	123	124	126	121	121	123
Standard version										
A	mm	1,861	2,042	2,209	2,274	2,359	2,454	2,580	2,855	-
B	mm	635	640	675	700	750	790	815	835	-
DustProtector II version										
A	mm	1,926	2,087	2,254	2,318	2,404	2,509	2,635	2,905	3,142
B	mm	570	600	630	650	705	730	760	785	800

¹⁾ Weights apply to standard carriers only. Any variances must be agreed with Epiroc and/or the carrier manufacturer prior to attachment.

²⁾ Attachment with standard working tool & average-sized adapter plate.

³⁾ EN ISO 3744 in accordance with directive 2000/14/EC

United in performance. Inspired by innovation.

Performance unites us, innovation inspires us, and commitment drives us to keep moving forward. Count on Epiroc to deliver the solutions you need to succeed today and the technology to lead tomorrow.
epiroc.com

